

BUILT FOR WORK



SEWAGE AND WASTEWATER PUMPS

**FULL VORTEX SEWAGE PUMP: 2 - 15 HP
UZ SERIES**

UZ Series

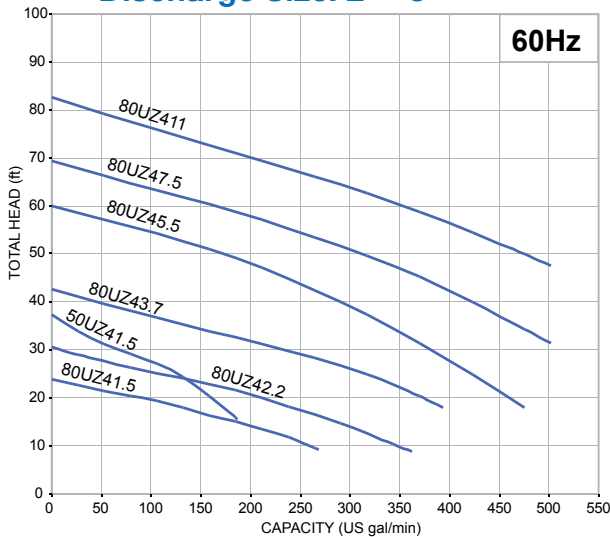
FULL VORTEX-IMPELLER SUBMERSIBLE PUMPS



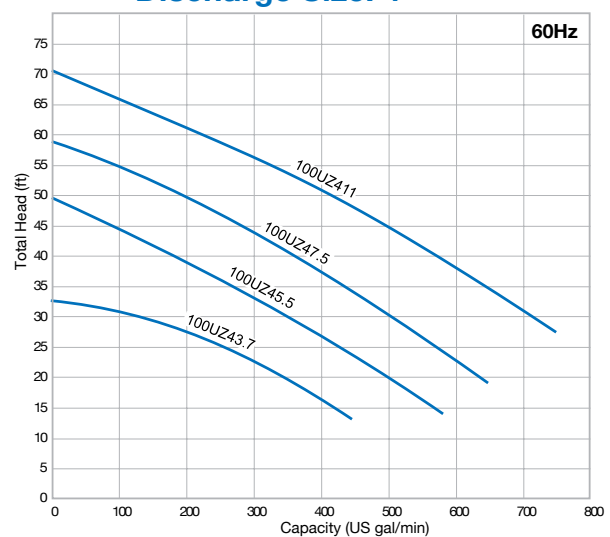
The **UZ SERIES** Tsurumi submersible pump is designed for handling raw sewage, wastewater and heavy duty industrial applications, where the pump is subject to clogging from oversize material and requires maximum reliability. The **UZ SERIES** has a proven track record for offering long life in both continuous and intermittent sump applications. With the full Vortex impeller design in the **UZ SERIES** a particle passage of 3" is the smallest diameter that any of the models in this family of pumps will pass. So if passing a 3" solid is what you require, specify a **UZ SERIES** Tsurumi pump, we have the exact model to handle every application to efficiently and reliably transfer raw sewage. Available up to 15HP in Free-standing, Guide Rail designs & Dry Pit designs.

Performance Curves

Discharge Size: 2" - 3"



Discharge Size: 4"



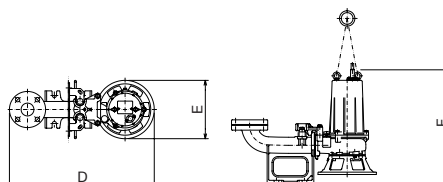
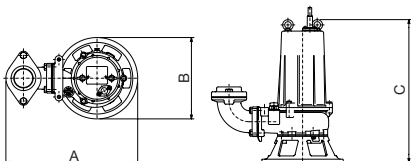
UZ Series Specifications

Model	Discharge Size (inch)	Phase	Motor Output (HP)	Voltages	Dimensions (inch)						Cable length (ft)	Free Standing Weight (lbs.)	*Guide Rail Fitting (lbs.)
					Free Standing Models			TOS Guide Rail Models					
					A	B	C	D	E	F			
50UZ41.5	2	3Ø	2	230/460/575	15 15/16	9 13/16	22 1/4	24 7/16	9 13/16	24 5/8	32	115	110
80UZ41.5	3	3Ø	2	230/460/575	20 7/8	10 1/4	25 1/16	27 3/4	10 1/4	26 3/8	32	146	123
80UZ42.2	3	3Ø	3	230/460/575	20 7/8	10 1/4	25 1/16	27 3/4	10 1/4	26 3/8	32	146	126
80UZ43.7	3	3Ø	5	230/460/575	21 15/16	11 7/16	27 1/16	33 5/16	12 3/8	30 9/16	32	159	154
80UZ45.5	3	3Ø	7.5	230/460/575	23 7/16	14 1/8	35 3/8	30 1/4	14 1/8	36 1/2	32	288	278
80UZ47.5	3	3Ø	10	230/460/575	23 7/16	14 1/8	36 1/4	30 1/4	14 1/8	37 5/16	32	304	294
80UZ411	3	3Ø	15	230/460/575	23 11/16	14 1/8	38 5/8	30 9/16	14 1/8	39 5/8	32	378	374
100UZ43.7	4	3Ø	5	230/460/575	24 11/16	12 3/8	29	28 3/4	14 1/8	28 3/8	32	174	139
100UZ45.5	4	3Ø	7.5	230/460/575	25 11/16	14 1/8	36 15/16	34 5/16	11 7/16	28 3/8	32	323	299
100UZ47.5	4	3Ø	10	230/460/575	25 11/16	14 1/8	37 13/16	34 5/16	14 1/8	39 3/16	32	342	317
100UZ411	4	3Ø	15	230/460/575	26	14 1/8	40 3/16	34 5/8	14 1/8	41 1/2	32	403	379

Dimension: Free Standing

Dimension: Guide Rail Fitting (TOS / TOK)

* Pump weight only



The Pump Technology That The World Trusts.



Tsurumi introduced its international strategy in the 1960s. Our technical capabilities gained recognition first in Asia in the 1970s and then in the United States and Europe in the 1980s.

Following the initial steps, our international division successfully penetrated many worldwide markets including: construction, civil engineering, mining, industrial, wastewater, sewage treatment, and flood control.

Today Tsurumi has expanded its base of operations and is active in 45 countries and regions. In addition to supporting a variety of work sites, our high-performance pump products are widely used in large-scale national projects where they surpass expectations. Reliable performance is our first priority.



For Sales, Service, and Specifications, call:
1-888-TSURUMI (878-7864)
1-800-748-4458 (Utah Office)



TSURUMI (AMERICA), INC.
1625 Fullerton Court
Glendale Heights, IL 60139
Tel: 1-888-878-7864 (Toll-Free)
1-630-793-0127
Fax: 1-630-793-0146



TSURUMI (AMERICA), INC. WEST
6216 West 9790 South
West Jordan, UT 84081
Tel: 1-800-748-4458 (Toll-Free)
1-801-563-5910
Fax: 1-801-563-5911

Your Dealer

OCT10-SWW-WEB/DIS

Visit our new website: www.tsurumipump.com